



### MATERIALS


Patons® Silk Bamboo™ (65 g/2.2 oz; 93 m/102 yds)

Sizes	XS/S	M	L	XL	2/3XL	4/5XL	
Plum (85430)	14	15	16	17	18	19	balls

Sizes U.S. E/4 (3.5 mm) and U.S. G/6 (4 mm) crochet hooks **or size needed to obtain gauge.** Stitch markers.

### ABBREVIATIONS: [www.yarnspirations.com/abbreviations](http://www.yarnspirations.com/abbreviations)

<b>Beg</b> = Begin(ning)	<b>Pat</b> = Pattern	<b>Sp(s)</b> = Space(s)
<b>Ch(s)</b> = Chain(s)	<b>Rem</b> = Remain(ing)	<b>St(s)</b> = Stitch(es)
<b>Cont</b> = Continue(ity)	<b>Rep</b> = Repeat	<b>WS</b> = Wrong side
<b>Hdc</b> = Half double crochet	<b>RS</b> = Right side	<b>Yoh</b> = Yarn over hook
	<b>Sl st</b> = Slip stitch	



### SIZES

#### To fit bust measurement

**Extra-Small/Small**  
30-32" [76-81.5 cm]

**Medium**  
34-36" [86.5-91.5 cm]

**Large**  
38-40" [96.5-101.5 cm]

**Extra-Large**  
42-46" [106.5-117 cm]

**2/3 Extra-Large**  
46-54" [117-137 cm]

**4/5 Extra-Large**  
56-62" [142-157.5 cm]

#### Finished bust

**Extra-Small/Small** 36" [91.5 cm]

**Medium** 40" [101.5 cm]

**Large** 44" [112 cm]

**Extra-Large** 50" [127 cm]

**2/3 Extra-Large** 56" [142 cm]

**4/5 Extra-Large** 64" [162.5 cm]

### GAUGE

16 sc and 20 rows = 4" [10 cm]  
with larger hook.

### INSTRUCTIONS

The instructions are written for smallest size. If changes are necessary for larger sizes the instructions will be written thus (.). Numbers for each size are shown in the same color throughout the pattern. When only one number is given in black, it applies to all sizes.

**Notes:** Sleeves are worked side to side. Ch 2 at beg of row counts as hdc.

#### LEFT SLEEVE/YOKE

With larger hook, ch **48** (**48-51-54-57-57**).

**1st row:** (RS). 1 hdc in 3rd ch from hook. \*Skip next 2 ch. (1 hdc. Ch 1. 1 hdc) in next ch- V-st made. Rep from \* to last 3 ch. Skip next 2 ch. 1 hdc in last ch. Turn. **14** (**14-15-16-17-17**) V-sts.

**2nd row:** Ch 2 (counts as hdc). \*V-st in next ch-1 sp. Rep from \* to last hdc. 1 hdc in last hdc. Turn. Rep last row until work from beg measures **3½** (**3½-3½-4-4-4**)" [**9** (**9-9-10-10-10**) cm], ending with a WS row. Place marker at end of last row.



**Shape side: Next row:** (RS). Ch **45 (45-48-51-54-54)**. 1 hdc in 3rd ch from hook. (Skip next 2 ch. V-st in next ch) **14 (14-15-16-17-17)** times. Skip next hdc. \*V-st in next ch-1 sp. Rep from \* to last hdc. 1 hdc in last hdc. Turn. **28 (28-30-32-34-34)** V-sts. **\*\*Next row:** Ch 2 (counts as hdc). \*V-st in next ch-1 sp. Rep from \* to last hdc. 1 hdc in last hdc. Turn. Rep last row until work from marked row measures **17 (17-17½-18-18½-19)" [43 (43-44.5-45.5-47-48) cm]**, ending with a WS row.

**Cuff: 1st row:** Ch 1. \*1 sc in next hdc. Rep from \* across. Turn. **58 (58-62-66-70-70)** sc.

**2nd row:** Ch 1. *Working in back loops only*, 1 sc in each sc across. Turn.

Rep last row until cuff measures 2" [5 cm], ending with a WS row. Fasten off.\*\*

### RIGHT SLEEVE/YOKE

With RS facing and larger hook, join yarn with sl st to 1st rem loop of foundation ch from Right Sleeve.

**1st row:** Ch 2. \*Skip next 2 ch. V-st in next ch. Rep from \* to last 3 ch. Skip next 2 ch. 1 hdc in last ch. Turn. **14 (14-15-16-17-17)** V-sts.

**2nd row:** Ch 2 (counts as hdc). \*V-st in next ch-1 sp. Rep from \* to last hdc. 1 hdc in last hdc. Turn.

Rep last row until work from beg measures **3½ (3½-3½-4-4-4)" [9 (9-9-10-10-10) cm]**, ending with a RS row. Place marker at end of last row.

**Shape side: Next row:** (WS). Ch **45 (45-48-51-54-54)**. 1 hdc in 3rd ch from hook. (Skip next 2 ch. V-st in next ch) **14 (14-15-16-17-17)** times. Skip next hdc. \*V-st in next ch-1 sp. Rep from \* to last hdc. 1 hdc in last hdc. Turn. **28 (28-30-32-34-34)** V-sts. Rep from \*\* to \*\* as given for Left Sleeve/Yoke.

### Front (make 2 alike).

With larger hook, ch **51 (54-60-63-75-84)**.

**1st row:** 1 hdc in 3rd ch from hook. \*Skip next 2 ch. V-st in next ch. Rep from \* to last 3 ch. Skip next 2 ch. 1 hdc in last ch. Turn. **15 (16-18-19-23-26)** V-sts.

**2nd row:** Ch 2. \*V-st in next ch-1 sp. Rep from \* to last hdc. 1 hdc in last hdc. Turn.

Rep last row 3 times more.

### Sizes XS/S and M only: Shape side:

**1st row:** Ch 2. \*V-st in next ch-1 sp. Rep from \* to last ch-1 sp and hdc. *Yoh and draw up a loop in next ch-1 sp. Yoh and draw up a loop in next hdc. Yoh and draw through all loops on hook* – Hdc2tog made. Turn.

**2nd row:** Ch 2. \*V-st in next ch-1 sp. Rep from \* to last hdc. 1 hdc in last hdc. Turn.

**3rd to 6th rows:** Ch 2. \*V-st in next ch-1 sp. Rep from \* to last st. 1 hdc in last st. Turn.

Rep last 6 rows 3 times more. **11 (12)** V-sts.

### Sizes L, XL, 2/3XL and 4/5XL only: Shape side: 1st row:

Ch 2. \*V-st in next ch-1 sp. Rep from \* to last ch-1 sp and hdc. *Yoh and draw up a loop in next ch-1 sp. Yoh and draw up a loop in next hdc. Yoh and draw through all loops on hook* – Hdc2tog made. Turn.

**2nd row:** Ch 2. \*V-st in next ch-1 sp. Rep from \* to last hdc. 1 hdc in last hdc. Turn.

**3rd to 8th rows:** Ch 2. \*V-st in next ch-1 sp. Rep from \* to last st. 1 hdc in last st. Turn.

Rep last 8 rows **(3-2-3-2)** times more. **(14-16-19-23)** V-sts.

**All sizes:** Cont even in pat until piece from beg measures **12 (12½-13-13½-14-14½)" [30.5 (32-33-34.5-35.5-37) cm]**. Fasten off.

### BACK

With larger hook, ch **138 (150-162-174-198-216)**.

**1st row:** 1 hdc in 3rd ch from hook. \*Skip next 2 ch. V-st in next ch. Rep from \* to last 3 ch. Skip

2 next ch. 1 hdc in last ch. Turn. **44 (48-52-56-64-70)** V-sts.

**2nd row:** Ch 2. \*V-st in next ch-1 sp. Rep from \* to last hdc. 1 hdc in last hdc. Turn.

Rep last row 3 times more.

### Sizes XS/S and M only: Shape sides:

**1st row:** Ch 2. 1 hdc in next ch-1 sp (counts as hdc2tog). \*V-st in next ch-1 sp. Rep from \* to last V-st. Hdc2tog over last V-st and hdc. Turn.

**2nd to 6th rows:** Ch 2. \*V-st in next ch-1 sp. Rep from \* to last st. 1 hdc in last st. Turn.

Rep last 6 rows 3 times more. **36 (40)** V-sts.

### Sizes L, XL, 2/3XL and 4/5XL only: Shape sides: 1st row:

Ch 2. 1 hdc in next ch-1 sp (counts as hdc2tog). \*V-st in next ch-1 sp. Rep from \* to last V-st. Hdc2tog over last V-st and hdc. Turn.

**2nd to 8th rows:** Ch 2. \*V-st in next ch-1 sp. Rep from \* to last st. 1 hdc in last st. Turn.

Rep last 8 rows **(3-2-3-2)** times more. **(44-50-56-64)** V-sts.

### All sizes:

Cont even in pat until piece from beg measures **12 (12½-13-13½-14-14½)" [30.5 (32-33-34.5-35.5-37) cm]**. Fasten off.



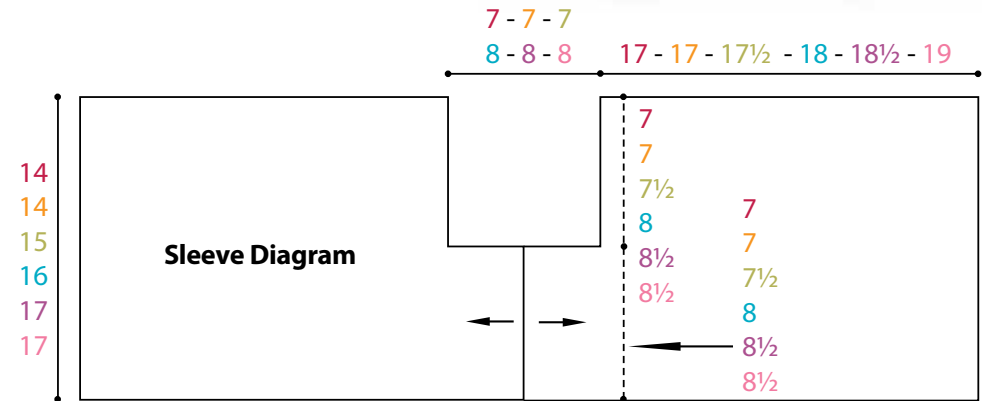
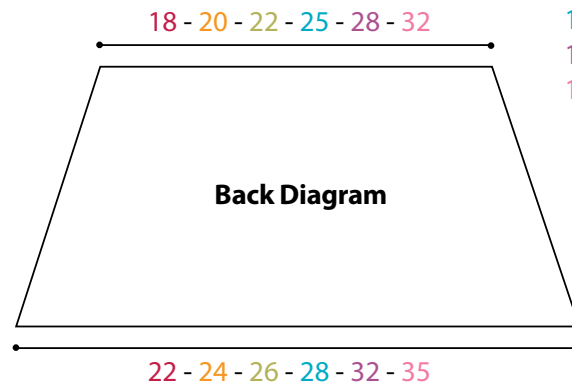
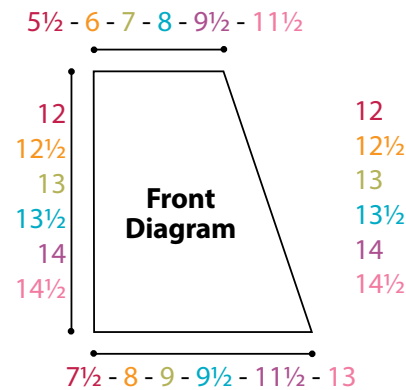
### FINISHING

Pin garment pieces to measurements. Cover with a damp cloth leaving cloth to dry.

Place markers **5½ (6-7-8-9½-11½)"** [**14 (15-18-20.5-24-29) cm**] from neck edge on front edge of Sleeve/Yoke pieces. Place markers **9 (10-11-12½-14-16)"** [**23 (25.5-28-32-35.5-40.5) cm**] on either side of this seam for side seams. Sew side seams. Sew Sleeve/Yoke pieces to Back and Fronts matching markers to side seams and center back seam to center of Back piece.

**Bottom Band: 1st row:** With RS facing and smaller hook, join yarn with sl st to bottom left Front edge. Ch 1. Work **185 (193-199-201-215-233)** sc evenly around bottom edge. Turn.  
**2nd row:** Ch 1. *Working in back loops only*, 1 sc in each sc across. Turn.  
Rep last row until Band measures **2" [5 cm]**. Fasten off.

**Front Band: 1st row:** With RS facing and smaller hook, join yarn with sl st to bottom corner of Right Front edge. Ch 1. Work **92 (94-98-102-106-108)** sc evenly up front edge to back neck and **30 (30-30-34-34-34)** sc across back neck and **92 (94-98-102-106-108)** sc evenly down front edge to bottom edge. Turn. **214 (218-226-238-246-250)** sc.  
**2nd row:** Ch 1. *Working in back loops only*, 1 sc in each sc across. Turn.  
Rep last row until band measures **2" [5 cm]**. Fasten off.





Style 1



Style 2



Style 3