

DROPS Design®

www.garnstudio.com

Summer Sorbet Socks by DROPS Design

Crochet DROPS socks in "Alpaca" with stripes and lace pattern.

DROPS design: Pattern no Z-456

US: 5/6½ - 7½/9 - 9½/10½

EU: 35/37 - 38/40 - 41/43

Foot length: 22-24-27 cm / 8¾"-9½"-10½"

Leg length: approx 19-20-20 cm / 7½"-8"-8"

Materials: DROPS ALPACA from Garnstudio
 color no 0100, eco off-white: 100 g for all sizes
 50 g for all sizes color no 2915, orange
 50 g for all sizes color no 2922, deep pink
 50 g for all sizes color no 3140, light pink

For a more hard wearing sock use DROPS Fabel or DROPS Delight.

DROPS CROCHET HOOK size 2 mm / B/1 - or size needed to get 28 dc x 16 rows and 28 sc x 35 rows = 10 x 10 cm / 4" x 4".



DROPS 120-37

Yarn prices (per 24.03.2020)

Yarn (weight)	Content	United States
DROPS Alpaca uni colour (50g)	100% Alpaca	5.30 USD
DROPS Alpaca mix (50g)	100% Alpaca	5.60 USD

 You can get the yarn to make this pattern from **26.50\$***.

(*) Pattern prices are calculated from the smallest size / cheapest colour. You will find a prices table in this print to help you calculate the price for other sizes.

All yarns are DROPS yarns. Color charts and updated retailer lists at www.garnstudio.com

Pattern for DROPS 120-37

STRIPES:

* 1 round off-white, 2 rounds orange, 2 rounds light pink, 2 rounds deep pink, 1 round off-white *, repeat from *-*.

PATTERN:

See diagram M.1 and M.2. Diagrams show the pattern from RS.

DECREASING TIP:

Dec 1 st as follows:

Crochet 1 sc/dc but wait with last pull-through (= 2 sts on hook), crochet next sc/dc and when doing the last pull-through pull thread through all sts on hook = 1 dec st.

CROCHET TIP:

On the leg beg each round with 3 ch, these are additional sts and do not replace first st in diagram. On foot replace first dc on round with ch 3 and finish each round with 1 sl st in 3rd ch from beg of round. On heel turn each row with 1 ch.

HEEL DECREASES:

ROW 1 (= RS): Crochet 19-22-22 sc, 8-9-9 sc now remain on row, dec 1 sc – SEE DECREASING TIP = 20-23-23 sc, turn piece.

ROW 2 (= WS): Crochet 12-14-14 sc, 8-9-9 sc now remain on row, dec 1 sc = 13-15-15 sc, turn piece.

ROW 3 (= RS): Crochet 12-14-14 sc, dec 1 sc, turn piece.

Repeat row 3 a total of 12-14-14 times, i.e. until all sts on each side of the middle 13-15-15 have been dec.

SOCK:

Crochet in the round.

Ch 80-85-90 with hook size 2 mm / B/1 and off-white and form a ring with 1 sl st in first ch.

Round 1: Ch 3, then 1 dc in each of the next 3 ch, skip 1 ch, * 1 dc in each of the next 4 ch, skip 1 ch *, repeat from *-*, finish with 1 sl st in 3rd ch from beg of round = 64-68-72 dc.

Now continue in M.1 – SEE CROCHET TIP – at the same time crochet STRIPES – see above.

REMEMBER GAUGE!

Work 2 vertical repeats of M.1 (piece measures approx 12 cm / 4¾"), last round is orange.

Now continue for heel with off-white and sc back and forth on the first 27-31-31 sts on round. Continue until heel measures approx 5-5.5-6 cm / 2"-2¼"-2 3/8".

Insert a marker – NOW MEASURE PIECE FROM HERE!

Now dec for heel – see HEEL DECREASES.

After heel dec continue in STRIPES as follows (with orange): 1 dc in each of the 13-15-15 sc on heel, 14-15-16 dc along side of heel, 1 dc in each of the 37-37-41 dc on upper foot and 14-15-16 dc along the other side of heel = 78-82-88 dc on round. Insert a marker each side of the middle 35-35-39 dc on upper foot. Continue in the round in stripes with dc under foot and M.1 on the 33-37-37 dc on upper foot (beg on row 2 in M.1). AT THE SAME TIME dec 1 dc each side of the 33-33-37 sts on upper foot – SEE DECREASING TIP, and repeat the dec on every round a total of 12-12-13 times = 54-58-62 dc. Continue until piece measures 19-21-23 cm / 7½"-8 1/4"-9" from marker on heel (= approx 3-3-4 cm / 1 1/4"-1 1/4"-1½" remain).

Insert a marker each side with 27-29-31 dc on upper foot and under foot. Now complete piece in off-white as follows: 1 round with 1 sc in each dc, then 1 sc in each sc, AT THE SAME TIME dec 1 sc each side of both markers – SEE DECREASING TIP, and repeat the dec on every round a total of 10-11-12 times = 14 sc left. On next round crochet 2 sc tog all the way round. Cut the thread, pull through remaining 7 sc, tighten and fasten.

LACE BORDER:

Crochet lace pattern round the top of leg with off-white and hook size 2 mm / B/1 as follows, beg mid back: 68-68-85 sc round the top of sock, on next round crochet M.2 (beg on row 1 in diagram) = 4-4-5 repeats across the round. After M.2 cut and fasten thread.

Diagram explanations

I = 1 dc

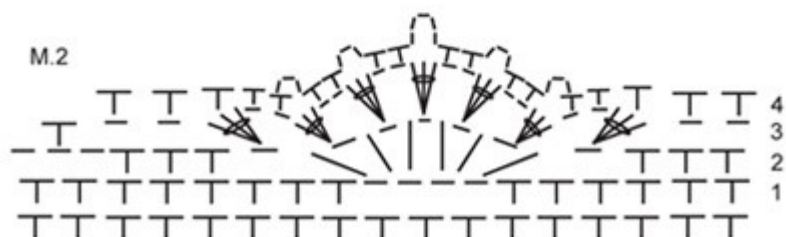
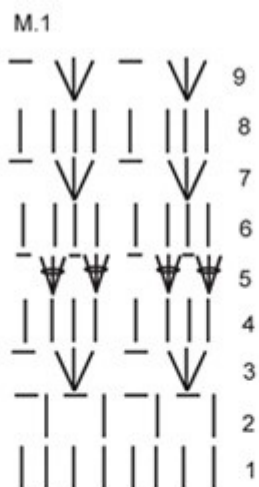
— = ch 1

V = 1 dc-group = 3 dc in the same st

T = 1 sc

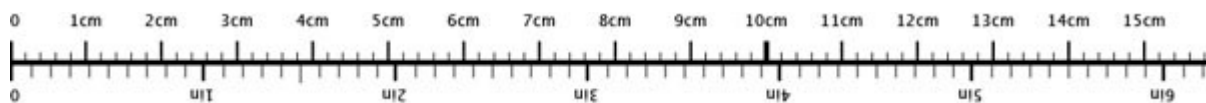
Y = Crochet 1 dc but wait with last pull-through (= 2 sts on hook), crochet 1 dc in the same st, but wait with last pull-through (= 3 sts on hook), crochet 1 dc in the same st and when doing the last pull-through pull thread through all sts on hook.

Diagram for DROPS 120-37



♥ Have you made this or any other of our designs? Tag your pictures in social media with #dropsdesign so we can see them!

Use me to measure your project!



To get the measurement tape to be 100 % accurate, you have to print out the pattern in full scale (and not use the print option "fit to page").

Do you need help with this pattern?

You'll find 10 tutorial videos, a Comments/Questions area and more by visiting the pattern on garnstudio.com. **Have you purchased DROPS yarn to make this pattern?** Then you are entitled to receive help from the store that sold you the yarn.

We take pride in providing patterns that are correct and easy to understand. All patterns are translated from Norwegian and you can always check the original pattern for measurements and calculations.

If we get a report of a potential error, we will review the pattern and make the correction if necessary. This will be done normally within 7 to 10 working days. If no correction is made, it means that we weren't able to find any error/mistake.

Wondering where you can buy the yarn for this pattern?

Try a DROPS Super Store!

- Wool Warehouse Direct Ltd



DROPS
SOCK-A-LICIOUS

30%
discount

DROPS **NORD** MIX
Everyday comfort in alpaca and wool

DROPS **DELIGHT** PRINT
Superwash treated sock wool

DROPS **Fabel** Print
Superwash treated sock wool

March 1st to 31st ✦ [garnstudio.com/sale](https://www.garnstudio.com/sale)



© 1982-2020 DROPS Design A/S. We reserve all rights. This document, including all its sub-sections, has copyrights. Read more about what you can do with our patterns at the bottom of each pattern on our site.