

DROPS Design®

www.garnstudio.com

Miss Spider's House by DROPS Design

Crocheted spider's web in DROPS Paris. Theme: Halloween.

DROPS Design: Pattern no w-734.

Yarn group C.

MEASUREMENTS:

Across from tip to tip: approx. 40 cm = 16" (slightly stretched).

MATERIALS:

DROPS PARIS from Garnstudio (belongs to yarn group C).

50 g color 16, white.

Or use:

50 g color 15, black.

1 web weighs approx. 25 g.

CROCHET GAUGE:

17 double crochets in width and 10 rows in height = 10 x 10 cm = 4" x 4".

CROCHET HOOK:

DROPS CROCHET HOOK SIZE 4 MM = US 6.

Hook size is only a guide. If you have too many stitches on 10 cm = 4", change to a larger hook size. If you have too few stitches on 10 cm = 4", change to a smaller hook size.




DROPS Extra 0-1426

Yarn prices (per 24.03.2020)

Yarn (weight)	Content	United States
---------------	---------	---------------

DROPS Paris uni colour (50g)	100% Cotton	2.20 USD
DROPS Paris recycled denim (50g)	100% Cotton	1.80 USD

 You can get the yarn to make this pattern from **1.80\$***.

(*) Pattern prices are calculated from the smallest size / cheapest colour. You will find a prices table in this print to help you calculate the price for other sizes.

All yarns are DROPS yarns. Color charts and updated retailer lists at www.garnstudio.com

Pattern for DROPS Extra 0-1426

START THE PIECE HERE:

SIDER'S WEB:

PATTERN: See diagrams A.2 and A.3 - The grey section indicates the shape of the piece. A.2a shows how the rounds start and finish. A.3 shows the suggested number of stitches for the cords and where these are fastened to the piece.


WEB - SHORT OVERVIEW OF THE PIECE:

The piece is worked in the round into a circle from the middle outwards.

SPIDER'S WEB:

Work according to diagram A.2; start at the symbol in the middle as follows: Work 14 chain stitches and form them into a ring with 1 slip stitch in the first chain stitch. Work the first round as shown in the diagram. Then work the chain stitches in A.2a, work A.2b, repeat A.2c a total of 5 times on the round and finish with the 1 slip stitch in A.2a. REMEMBER THE CROCHET GAUGE! When the last round in the diagrams has been worked, continue to work chain stitches to make a cord as follows: Work 65 chain stitches (or to desired length), cut the strand and pull it through. Make equivalent cords in all the tips of the web - see A.3 (= a total of 6 cords) and tie a knot in the end of each cord.

Diagram explanations

 = work 14 chain stitches and form them into a ring with 1 slip stitch in first chain stitch

- = start round with 4 chain stitches
- ⬮ = treble crochet around ring / chain space
- ⌒ = Y = number of chain stitches
- ‡ = double treble crochet in stitch = make 3 yarn overs, insert hook in stitch, make 1 yarn over and pull it through stitch (= 5 stitches on hook), * 1 yarn over and pull it through the first 2 /next stitch on hook *, repeat from *-* a total of 4 times = 1 stitch on hook.
- ✕ = finish round with 1 slip stitch around chain-space
- ⊙ = eight-treble crochet in stitch = make 8 yarn overs, insert hook through stitch, make 1 yarn over and pull it through the stitch (= 10 stitches on hook), * 1 yarn over, pull it through the first 2 /next stitch on hook *, repeat from *-* a total of 9 times = 1 stitch on hook

Diagram for DROPS Extra 0-1426

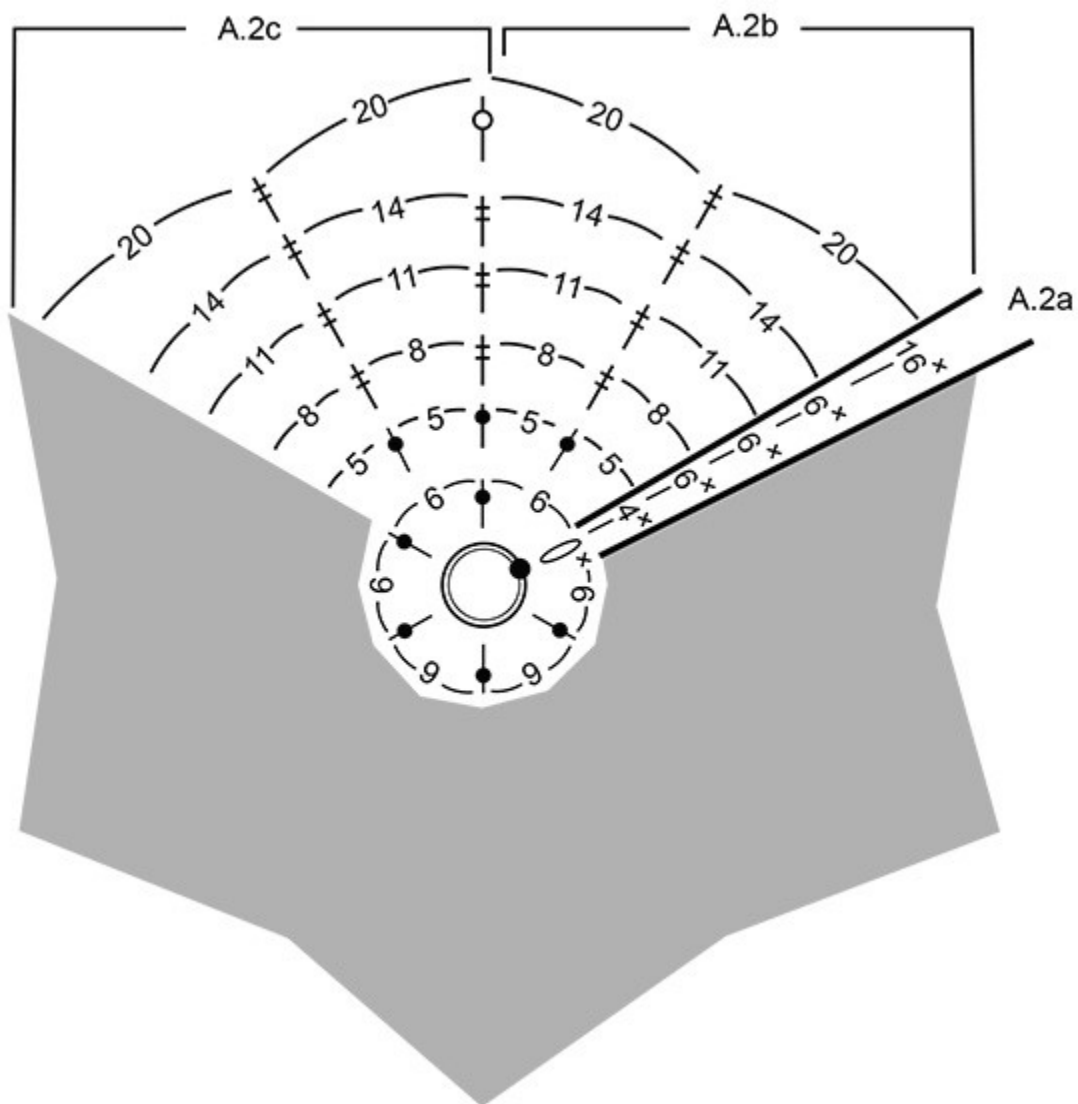
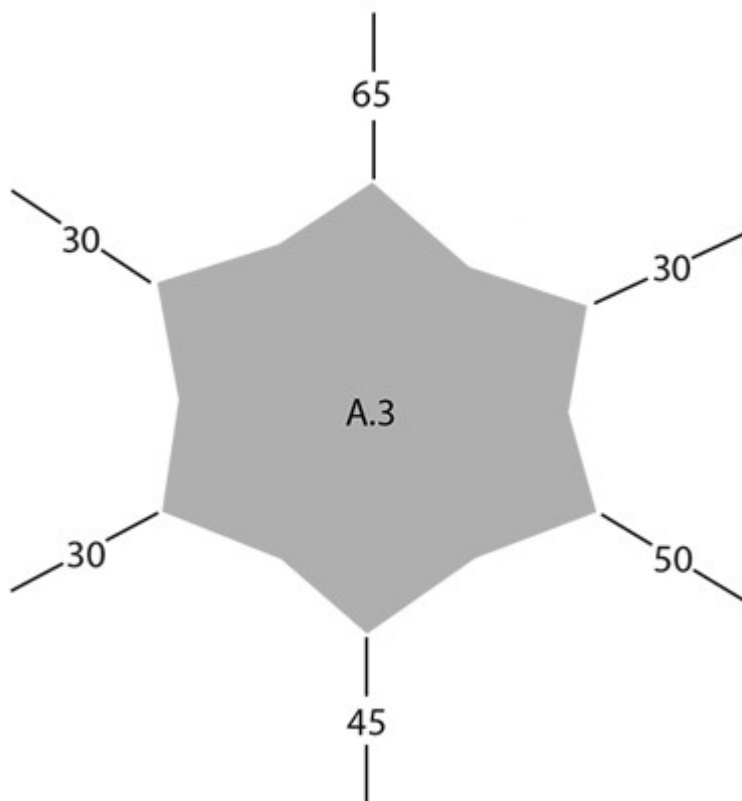
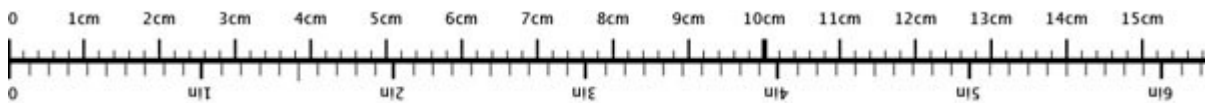


Diagram for DROPS Extra 0-1426



♥ Have you made this or any other of our designs? Tag your pictures in social media with #dropsdesign so we can see them!

Use me to measure your project!



To get the measurement tape to be 100 % accurate, you have to print out the pattern in full scale (and not use the print option "fit to page").

Do you need help with this pattern?

You'll find 8 tutorial videos, a Comments/Questions area and more by visiting the pattern on [garnstudio.com](https://www.garnstudio.com). **Have you purchased DROPS yarn to make this pattern?** Then you are entitled to receive help from the store that sold you the yarn.

We take pride in providing patterns that are correct and easy to understand. All patterns are translated from Norwegian and you can always check the original pattern for measurements and calculations.

If we get a report of a potential error, we will review the pattern and make the correction if necessary. This will be done normally within 7 to 10 working days. If no correction is made, it means that we weren't able to find any error/mistake.

Wondering where you can buy the yarn for this pattern?

Try a DROPS Super Store!

- Wool Warehouse Direct Ltd

DROPS
SOCK-A-LICIOUS

30%
discount

DROPS NORD MIX
Everyday comfort in alpaca and wool

DROPS DELIGHT PRINT
Superwash treated sock wool

DROPS Fabel Print
Superwash treated sock wool

March 1st to 31st ✦ [garnstudio.com/sale](https://www.garnstudio.com/sale)



DROPS DESIGN.
www.garnstudio.com

© 1982-2020 DROPS Design A/S. We reserve all rights. This document, including all its sub-sections, has copyrights. Read more about what you can do with our patterns at the bottom of each pattern on our site.